

Submerged Horizontal Electrophoresis



Sub-Cell Systems


Reliable Separations
Flexible and Precise





A Sub-Cell for Every Application

Whether you need to run precious PCR samples or perform an application requiring nucleic acid separation, Bio-Rad has your solution. The Mini-Sub Cell GT, Wide Mini-Sub Cell GT, and Sub-Cell GT System models are designed with you in mind for a more intuitive experimental setup and quicker electrophoresis separations.



Sub-Cell GT Systems Mean Versatility



Our compact Sub-Cell GT Systems provide you the utmost versatility. Whether you need to separate just a few samples or 120, there's a Sub-Cell GT System just right for your application. Depending on the model you choose, casting agarose gels can be done directly in the cell or using our handcasting kits. To add convenience, a wide variety of accessories, standards, and gels is also available.

Sub-Cell GT Systems Streamline Your Process

For the ultimate streamlined operation, choose our Mini-Sub and Wide Mini-Sub Cell Systems, best suited for multisample and rapid-screening electrophoresis. Or choose our ReadySub-Cell GT Systems for a more economical option. All these systems are dedicated to running ReadyAgarose Precast Gels, adding convenience to your workflow.

Sub-Cell Systems That Fit Your Needs

New and Improved Sub-Cell Systems



	<p>Mini-Sub Cell GT System</p> <ul style="list-style-type: none"> ▪ Speeds up your DNA separations ▪ Allows 7 and 10 cm runs, making it an economical choice ▪ Separates small DNA fragments within 15 minutes ▪ Runs up to 30 samples simultaneously 	<p>Wide Mini-Sub Cell GT System</p> <ul style="list-style-type: none"> ▪ Increases sample capacity ▪ Runs up to three times as many samples as the Mini-Sub Cell System ▪ Ideal for fast screening applications ▪ Runs up to 60 samples simultaneously 	<p>Sub-Cell GT Cell System</p> <ul style="list-style-type: none"> ▪ Most flexible lane configurations of any Sub-Cell model ▪ Widest choice of gel lengths ▪ Large variety of comb types and trays available ▪ Separates 30 samples over a distance of up to 25 cm ▪ Can also use up to four combs to analyze as many as 120 samples
	<p>Mini ReadySub-Cell GT System</p> <ul style="list-style-type: none"> ▪ Identical to the Mini-Sub Cell GT ▪ Dedicated to running ReadyAgarose Precast Gels ▪ Does not include casting gates, tray, or combs 	<p>Wide Mini ReadySub-Cell GT System</p> <ul style="list-style-type: none"> ▪ Identical to the Wide Mini-Sub Cell GT ▪ Dedicated to running ReadyAgarose Precast Gels ▪ Does not include casting gates, tray, or combs 	
Gel tray sizes, cm (W x L)	7 x 7 7 x 10	15 x 7 15 x 10	15 x 10 15 x 15 15 x 20 15 x 25
ReadyAgarose Gel accommodated	Yes 8-, 12-, 2 x 8-well	Yes 20-, 32-, 2 x 32-, 4 x 26-well	No
Sample throughput	8–30* (Mini-Sub Cell GT) 8 or 12 (Mini ReadySub-Cell GT)	10–60* (Wide Mini-Sub Cell GT) 20, 32, or 2 x 32 (Wide Mini ReadySub-Cell GT)	1–120**
Base buffer volume, L	~0.27	~0.65	~1.0
Cell size, cm (W x L x H)	9.2 x 25.5 x 5.6	17.8 x 25.5 x 6.8	18 x 40.5 x 9.4
Distance to electrode, cm	14.5	14.5	29.5
Bromophenol blue dye migration rates (at 75 V)	~4.5 cm/hr	~4.5 cm/hr	~3.0 cm/hr

* Sample throughput value assumes 1–2 combs per gel.

** Sample throughput value assumes 1–4 combs per gel.

Features

Reliable

- **Quick separations** — small DNA fragments separated within 15 minutes
- **Optimal sample visualization** — clear plastic construction for visual observation
- **Leakproof system** — new electrode design prevents buffer leaks from the base
- **Eco-friendly design** — less plastic is used to create the perfect Sub-Cell System

User Friendly

- **Lid removal assistance** — longer base tabs add support for lid detachment, reducing buffer spillage
- **Simple assembly** — color-coded QuickSnap electrodes guarantee correct alignment
- **Intuitive setup** — arrow on the cell base indicates the run direction, ensuring proper orientation
- **Flexible replacement** — individual Sub-Cell components can be replaced to keep your existing unit running smoothly

Versatile

- **Accessory compatibility** — UV-transparent gel trays, combs, and other accessories are compatible with new and old models
- **UV-transparent trays** — gel trays with a built-in fluorescent ruler provide clear measurement and easy imaging
- **Wide comb variety** — multichannel pipet-compatible combs, fixed-height drop-in combs, adjustable-height combs, and preparative combs are all available
- **Gel casting** — multiple options for hand casting in different gel sizes
- **ReadyAgarose compatible** — ready-to-run ReadyAgarose Precast Gels save time

Applications

- PCR fragment analysis
- Restriction digest analysis
- DNA fingerprinting
- Northern and Southern blotting
- Microsatellite analysis
- Cosmid library restriction analysis
- RFLP analysis
- RAPD analysis



Gel Imaging Systems

ChemiDoc Imaging Systems and our other gel imagers offer best-in-class performance with ease of use for visible light (RGB), far red/near infrared (FR/NIR) fluorescence, chemiluminescence detection, and all general gel documentation applications. Stain-free imaging provides immediate protein visualization and instant blot transfer verification without gel staining.

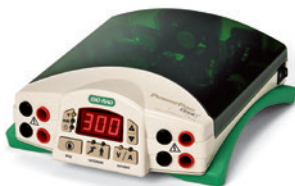
To learn more about our imaging systems, go to [bio-rad.com/ImagingSystems](https://www.bio-rad.com/ImagingSystems)

Sub-Cell Essentials for the Total Solution



Reload with ReadyAgarose Precast Gels

Sample separation has never been easier. ReadyAgarose Gels are a complete line of individually packaged precast agarose gels, specifically designed to ensure handcast performance. Gels are placed in a disposable UV-transparent tray that locks neatly into both Mini-Sub Cell GT and Wide Mini-Sub Cell GT Systems. Choose from a variety of gel types for resolution of nucleic acids from 20 to 35,000 bp.



Power Your Sub-Cell System with the PowerPac Basic Power Supply

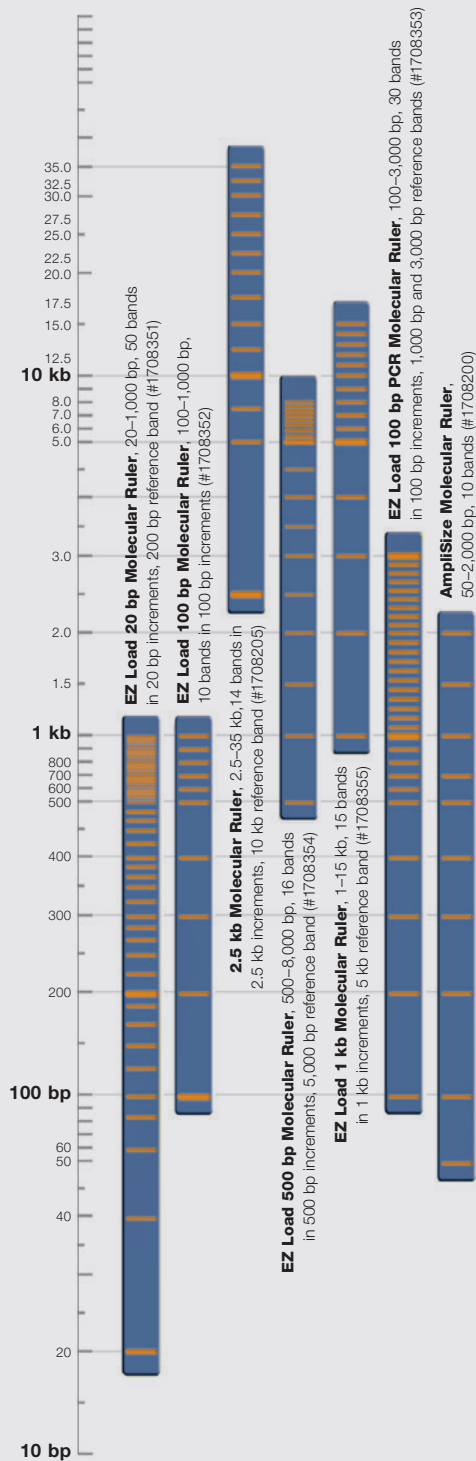
Four sets of output terminals deliver constant voltage or current with maximum outputs of 300 V, 400 mA, and 75 W. Both continuous and timed runs are easily programmed with a user-friendly interface and the unit is lightweight and stackable. In addition, the vertical display is easily visible from shelf or bench level.



Handcasting Reagents, Buffers, and Fluorescent Stains

Bio-Rad maintains a complete line of quality reagents for preparing custom handcast gels. From powdered agarose to premixed buffer solutions, Bio-Rad has it all. Complete your nucleic acid electrophoresis analysis and visualize DNA using our fluorescent stains and tracking dyes.

Molecular Rulers



Sub-Cell System Configuration Options

	Catalog Number	UV-Transparent Tray, cm (W x L)							Combs				Casting Gates 1704415 1704425 1704434	Gel Caster 1704412 1704422	PowerPac Basic Power Supply 1645050
		7 x 7 1704436	7 x 10 1704435	15 x 7 1704426	15 x 10 1704416	15 x 15 1704417	15 x 20 1704418	15 x 25 1704419	8-Well 1704463	15-Well 1704465 1704446	20-Well 1704448				
Mini-Sub Cell GT Systems	1704406	*							•	•		•			
	1704486	*							•	•		•	•		
	1704466		•						•	•					
	1704467		•						•	•			•		
	1640300		•						•	•			•	•	
1704487**															
Wide Mini-Sub Cell GT Systems	1704405			•*					•	•		•			
	1704485			•*					•	•		•	•		
	1704468				•				•	•					
	1704469				•				•	•			•		
	1640301				•				•	•			•	•	
1704489**															
Sub-Cell GT Systems	1704401				•				•	•					
	1704481				•				•	•			•		
	1704402					•*			•	•		•			
	1704482					•*			•	•		•	•		
	1640302					•*			•	•		•	•	•	
	1704403						•		•	•					
	1704483						•		•	•			•		
	1704404							•	•	•			•		
1704484								•	•			•			

* Allows casting gels in cell using casting gates

** Dedicated to running ReadyAgarose Precast Gels

Mini ReadyAgarose Precast Gels

Wide Mini ReadyAgarose Precast Gels

	8-Well (20 µl)	12-Well (10 µl)	2 x 8-Well (20 µl)	20-Well (20 µl)	32-Well (15 µl)	2 x 32-Well (15 µl)	4 x 26-Well (15 µl)
TBE Gels							
1% plus ethidium bromide	1613004	1613010	—	1613028	1613034	—	—
3% plus ethidium bromide	—	—	—	1613030	1613036	—	1613062
TAE Gels							
1%	1613015	—	1613057	—	—	—	—
1% plus ethidium bromide	1613016	1613022	—	1613044	1613050	1613054	1613063
3%	1613017	—	—	—	—	—	—
3% plus ethidium bromide	—	—	—	—	—	—	1613065

Gel shelf life at room temperature: 12 months without ethidium bromide, 6 months with ethidium bromide.

For more information, go to bio-rad.com/SubCell; contact your local Bio-Rad representative, or call 1-800-4BIORAD (1-800-424-6723).

Visit us on the web at discover.bio-rad.com.

Bio-Rad, AmpliSize, Mini-Sub, and Sub-Cell are trademarks of Bio-Rad Laboratories, Inc. in certain jurisdictions. All trademarks used herein are the property of their respective owner.



**Bio-Rad
Laboratories, Inc.**

Life Science
Group

Web site bio-rad.com **USA** 1 800 424 6723 **Australia** 61 2 9914 2800 **Austria** 43 01 877 89019 **Belgium** 32 03 710 53 00 **Brazil** 55 11 3065 7550
Canada 1 905 364 3435 **China** 86 21 6169 8500 **Czech Republic** 36 01 459 6192 **Denmark** 45 04 452 10 00 **Finland** 35 08 980 422 00 **France** 33 01 479 593 00
Germany 49 089 3188 4393 **Hong Kong** 852 2789 3300 **Hungary** 36 01 459 6190 **India** 91 124 4029300 **Israel** 972 03 963 6050 **Italy** 39 02 49486600
Japan 81 3 6361 7000 **Korea** 82 2 3473 4460 **Mexico** 52 555 488 7670 **The Netherlands** 31 0 318 540 666 **New Zealand** 64 9 415 2280 **Norway** 47 0 233 841 30
Poland 36 01 459 6191 **Portugal** 351 21 4727717 **Russia** 7 495 721 14 04 **Singapore** 65 6415 3188 **South Africa** 36 01 459 6193 **Spain** 34 091 49 06 580
Sweden 46 08 555 127 00 **Switzerland** 41 0617 17 9555 **Taiwan** 886 2 2578 7189 **Thailand** 66 2 651 8311 **United Arab Emirates** 971 4 8187300
United Kingdom 44 01923 47 1301

