

Keysight Technologies

U5850 series TrueIR Thermal Imagers




Confidently detect problems with four times better resolution

Why use thermography?

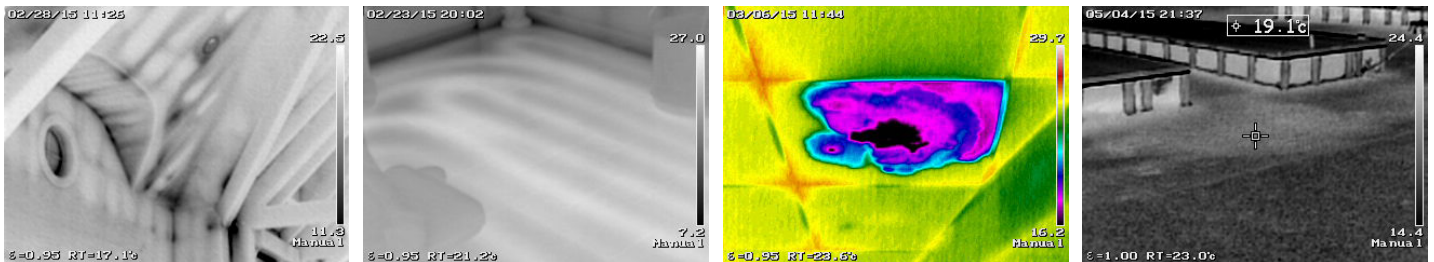
Every object that is above absolute zero temperature emits infrared radiation. This phenomenon enables us to use thermography, which detects the infrared radiation from an object and produces the image of the radiation which is called a thermogram, IR image or thermal image. A thermal image effectively tells the surface temperature of an object, depending on the amount of radiation that was received. Over the years, thermography has evolved from being used as merely a tool for surveillance and military to a wide variety of applications, such as predictive maintenance to monitor the health and condition of an object, home or building inspections, medical, equipment and many more. Here are some of the common application settings:

Predictive maintenance on electrical and mechanical systems



In predictive maintenance environments, thermal imager is used to perform mechanical and electrical inspections on motors, pumps, switch gears, circuit breakers, and the like. Hotspots as shown in the infrared (IR) images above indicate there may be a loose connection or a specific component is about to breakdown. These indications are warning signs which help to eliminate potential problem.

Commercial or residential building inspections

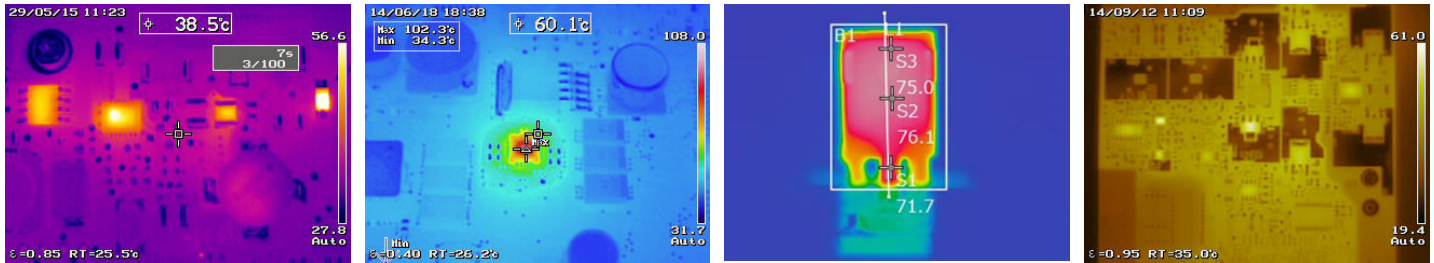


With the continued urbanization which drives constructions of commercial and residential buildings, it creates a demand for building inspections and maintenance. The U5850 series True/R thermal imagers come in handy to perform both interior or exterior structural building inspections such as air infiltration, condition of floor heating elements, moisture on ceiling tiles, as well as uneven roof surfaces. This is essential to assure compliance with the plans, check on workmanship and code compliance.

Electronics design and troubleshooting

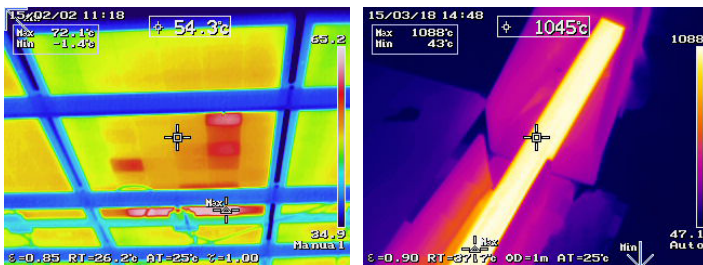
One of the fastest ways to troubleshoot design and manufacturing quality issues on circuit board is through physical inspection. Traditionally, this is done by touching the surface of the circuit board to check for hotspots. However, this technique could be dangerous when used on high voltage circuits without proper safety precautions. This is where the thermal imagers come in handy. With the ability to measure temperature distribution over the whole circuit board, R&D and process engineers now can quickly inspect the circuit board to find thermal anomalies without having to touch it - non-contact temperature measurement.

In the field of electronics design, test engineers utilize the thermal imager to perform temperature characterization on electronics circuit designs, devices, systems and power electronic modules.



Other applications

In fact, thermography can be used for many other applications such as automotive, medical, equine, metal processing, chemical processing or even renewable energy systems such as photovoltaic systems.



Keysight's U5850 series True/R Thermal Imagers

Detect potential problems faster with the higher resolution and affordability of our True/R Series of thermal imagers. Only from Keysight Technologies, can you get four times more in-camera fine resolution of 320 x 240 pixels from its detector resolution of 160 x 120 pixels. With the built-in image logging capability, easily track performance of the system you monitor at a specific interval. Plus, you can analyze temperature changes over time with trending graph. Coupled with the powerful manual focus feature, users can focus on an object as close as 10 cm away - our solution provides clearer, sharper and reveals even finer details.

- Identify abnormalities faster with four times more in-camera fine resolution
- Monitor temperature changes through image logging and temperature trending capabilities
- Compact, lightweight, ergonomic
- High temperature range (up to 1200 °C)
- Easy-to-use customizable color palette
- Single-handedly change settings with the configurable quick access buttons

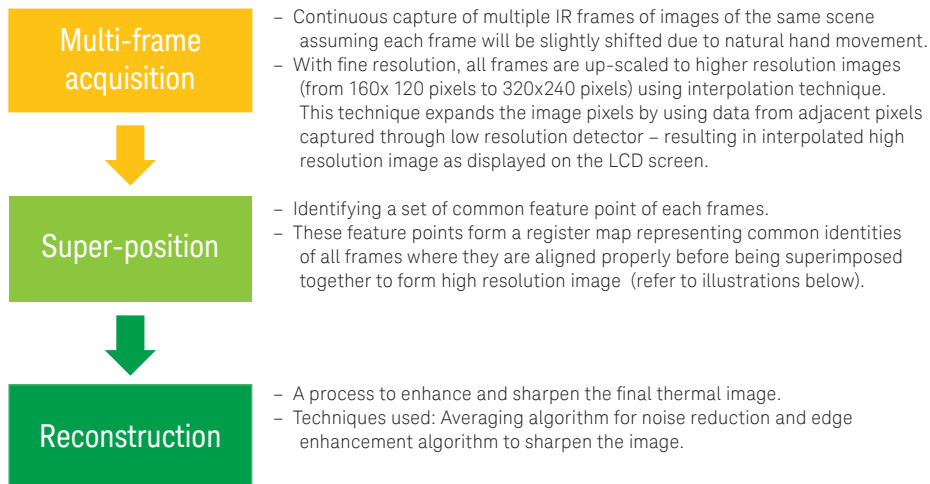


Fine resolution

Fine resolution is a technology that restores the details originally inherent to the object while enhancing the resolution, at the same time minimizing fuzziness and noise. It is accomplished by performing sophisticated calculations on continuous multi-frames of the image itself. The goal is to evaluate for misalignment caused mainly by hand tremor or shaking of the hands. Next, the firmware detects and corrects the information between images through one feature pixel resulting in clearer and sharper (IR) thermal images.

How fine resolution works

The figure below is a simplified model of the fine resolution process. Each step of the processes is designed to handle different tasks. Multi-frame acquisition provides the images or data for processing at the next level. Super-positioning analyzes and merges all of the data together to prepare for reconstruction, where final touches are made to ensure a clear and sharp image is produced – resulting a thermal image with four times more effective resolution.



This fine resolution capability in the True/R thermal imager effectively improves the thermal resolution by four-fold using complex algorithms on a lower resolution detector. Coupled with a powerful digital image processor, the complex algorithms can be processed without any system lag. In short, fine resolution improves the effective image quality and measurement accuracy without adding much cost to overall thermal imaging system.




Figure 1 . Super-position

With fine resolution, you'd get:

- An effective 320 x 240 pixels of radiometric JPEG IR image which is much clearer and sharper
- Finer details on objects as close as 10 cm away, especially when measuring temperature on small components which is close to each other
- Four times digital zoom to magnify a thermal image of a far-away object to quickly identify anomalies and to reveal finer details.

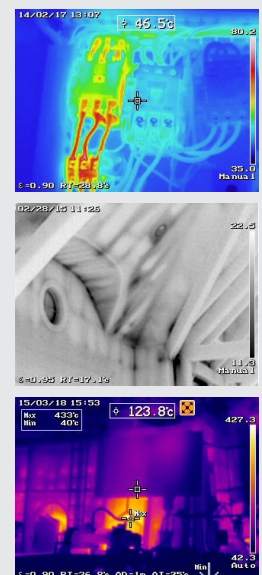


Figure 2. Get clearer and sharper thermal images

Image logging and temperature trending

Image logging is a built-in capability where the thermal imager is able to capture thermal images at a specified interval. There is an option to input the number of images to be captured and set specific interval in between images. Users conducting temperature profiling on their design, performing equipment failure analysis or monitoring machine performance will find this feature useful, especially with the easy-to-use True/R Analysis and Reporting Tool. This software will enable users to plot the trend graph easily for instantaneous result.

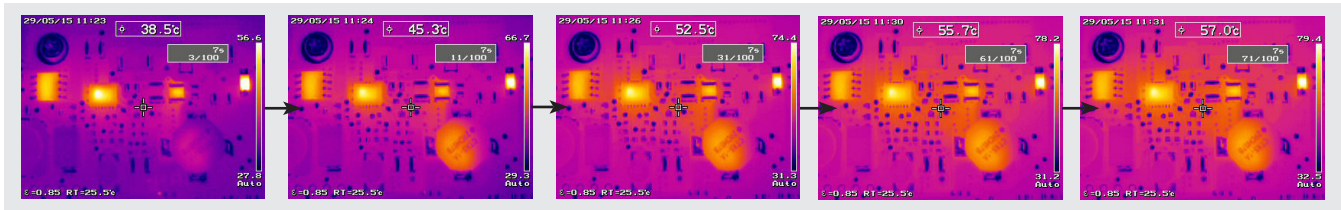


Figure 3. Easily track performance of the system you monitor at a specific interval

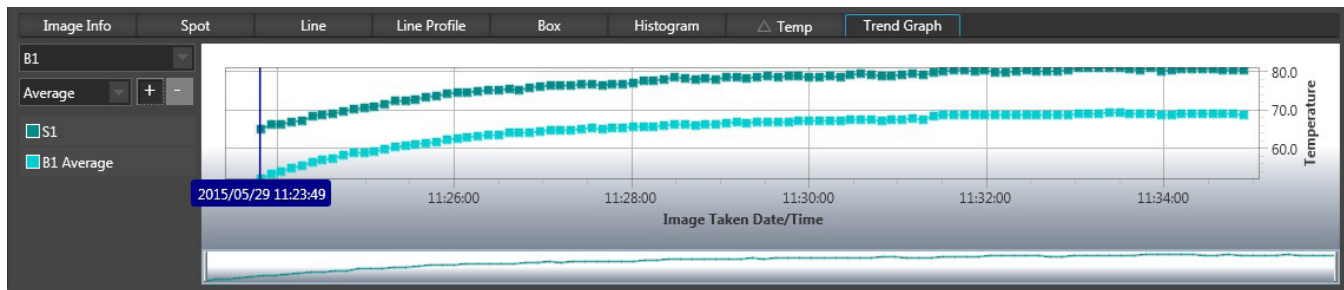


Figure 4. Analyze temperature changes over time with trending graph

True/R Analysis and Reporting Tool

Generating a report for your clients is as important as capturing the IR image itself. With the help of Keysight's True/R Analysis and Reporting Tool software, you are able to import, analyze, edit and present your report to your clients swiftly.

Features:

- Change color settings and corrective parameters, like ambient temperature, atmospheric temperature, or local emissivity of spot, box or line.
- Supports synchronization of IR images (batch processing) for temperature trending analysis.
- Create custom color palettes that are suitable for your applications.
- Set color alarm.
- Choose between six measurement analysis tools or diagrams like spot, line, line profile, box, histogram and delta temperature.
- Capable of displaying thermal image, visual image, thermal-visual side-by-side, or fusion images including as its associated photo or note tags.
- Create report in Microsoft Words or PDF formats, based on available templates.
- Eleven local languages to choose from – English, Spanish, Italian, French, German, Portuguese, simplified Chinese, traditional Chinese, Japanese, Korean and Russian.



True/R Analysis and Reporting Tool
Download from
www.keysight.com/find/TrueIR_ART




Figure 5. Customizable color palette, various charts and graphs.

Take images as close as 10 cm away

The thermal imager's powerful focusing mechanism lets you take clear thermal images from as close as 10 cm away. Now you can easily characterize temperature measurements on small components which are close to each other, yet being able to significantly single out each component or wire clearly.

The True/R thermal imagers provides clearer, shaper and reveals finer details so that problems can be detected even faster.



Ergonomically designed for comfort, compact, light-weight

The ergonomically built True/R thermal imager is designed to let you carry out daily tasks comfortably. With its evenly distributed weight of only 746 grams and good stability, it fits comfortably in your palm without straining your hands, even when used over a long period of time. With a stable grip, it allows you to single-handedly capture more images and to work more efficiently.



Figure 6. Good grip with belt support.

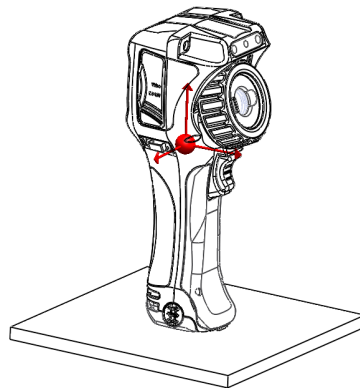


Figure 7. Ergonomically designed to have distributed weight. It can even stand on its own !

Configurable quick access buttons

Get the functions you want easily with the quick access buttons to frequently used functions such as:

Auto-scaling, trigger, flash light and laser pointers

With the intuitive setup, now you can carry out thermography job easily without having the need to fumble over layers of menu. With just one hand, users can also customize camera, trigger or playback settings. Let the U5850 series thermal imagers work for you, not the other way around.



Recommended accessories

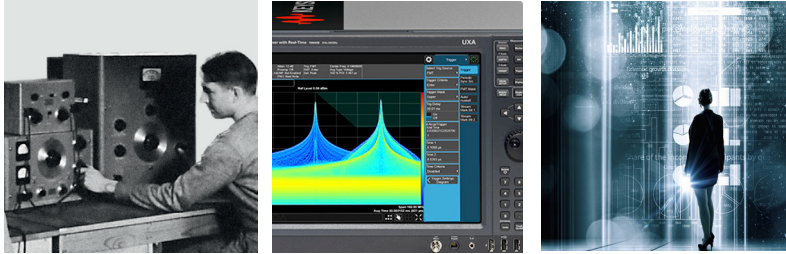
Basic performance	U5855A	U5856A	U5857A
Temperature measurement range	-20 to 350 °C	-20 to 650 °C	-20 to 1200 °C
Thermal sensitivity	0.07 °C (at 30 °C)		
Accuracy 1	± 2 °C or ± 2%		
Detector type	Uncooled focal plane array (a-Si)		
Detector resolution	160 x 120 pixels		
Fine resolution (in-camera)	320 x 240 pixels		
Field of view (FOV)	28° (H) × 21° (V)		
Spatial resolution (IFOV)	2.1 mrad (with fine resolution)		
Spectral length	8 µm to 14 µm		
Frame rate	9 Hz		
Focal distance	10 cm to infinity		
Focus mechanism	Manual focus		
Image processing and enhancement	U5855A	U5856A	U5857A
Image enhancement/correction	Emissivity, reflected temperature, object distance, ambient temperature, humidity, transmissivity, averaging		
Digital zoom	4x		
Color palette	Rainbow, Iron, Hot Iron, Iris, Grayscale, inverted Grayscale, Custom	Rainbow, Lava, Iron, Hot Iron, Iris, Olive, Medical, Grayscale, inverted Grayscale, Custom	Rainbow, Lava, Iron, Hot Iron, Iris, Olive, Medical, Grayscale, inverted Grayscale, Custom
Image fusion	Picture-in-picture, blend		
Measurements and alarm	U5855A	U5856A	U5857A
Measurements	Center spot, 3 moveable spots, max/min tracking, delta temperature, 3 moveable boxes (with min/max/avg)		
Color alarm	High/low temperature in all areas Alarm zones: Above/below/inside/outside		
General specification	U5855A	U5856A	U5857A
Battery	Li-Ion rechargeable battery, 7.4 VDC, 2500 mAh		
Display	3.5" TFT		
Visible camera	3.1 MP		
Built- in LED flash light/Laser pointer	Available/Class 2		
Drop test	2 m		
IP rating	IP 54		
Dimensions (W x H x D)	95 x 250 x 85 mm		
Weight	0.746 kg (with battery)		
Calibration cycle	1 year		
Language	English, French, German, Italian, Japanese, Korean, Portuguese, Russian, Spanish, Simplified Chinese, Traditional Chinese		

1. After a 1-hour warm up with calibration at 25 °C.

Evolving Since 1939

Our unique combination of hardware, software, services, and people can help you reach your next breakthrough. We are unlocking the future of technology.

From Hewlett-Packard to Agilent to Keysight.



For more information on Keysight Technologies' products, applications or services, please contact your local Keysight office. The complete list is available at: www.keysight.com/find/contactus

Americas

Canada	(877) 894 4414
Brazil	55 11 3351 7010
Mexico	001 800 254 2440
United States	(800) 829 4444

Asia Pacific

Australia	1 800 629 485
China	800 810 0189
Hong Kong	800 938 693
India	1 800 11 2626
Japan	0120 (421) 345
Korea	080 769 0800
Malaysia	1 800 888 848
Singapore	1 800 375 8100
Taiwan	0800 047 866
Other AP Countries	(65) 6375 8100

Europe & Middle East

Austria	0800 001122
Belgium	0800 58580
Finland	0800 523252
France	0805 980333
Germany	0800 6270999
Ireland	1800 832700
Israel	1 809 343051
Italy	800 599100
Luxembourg	+32 800 58580
Netherlands	0800 0233200
Russia	8800 5009286
Spain	800 000154
Sweden	0200 882255
Switzerland	0800 805353
	Opt. 1 (DE)
	Opt. 2 (FR)
	Opt. 3 (IT)
United Kingdom	0800 0260637

For other unlisted countries: www.keysight.com/find/contactus (BP-9-7-17)



www.keysight.com/go/quality
Keysight Technologies, Inc.
DEKRA Certified ISO 9001:2015
Quality Management System

myKeysight

myKeysight

www.keysight.com/find/mykeysight

A personalized view into the information most relevant to you.

www.keysight.com/find/emt_product_registration

Register your products to get up-to-date product information and find warranty information.



Keysight Services

www.keysight.com/find/service

Keysight Services can help from acquisition to renewal across your instrument's lifecycle. Our comprehensive service offerings—one-stop calibration, repair, asset management, technology refresh, consulting, training and more—helps you improve product quality and lower costs.



Keysight Assurance Plans

www.keysight.com/find/AssurancePlans

Up to ten years of protection and no budgetary surprises to ensure your instruments are operating to specification, so you can rely on accurate measurements.

Keysight Channel Partners

www.keysight.com/find/channelpartners

Get the best of both worlds: Keysight's measurement expertise and product breadth, combined with channel partner convenience.

www.keysight.com/find/trueIRimager



Unlocking Measurement Insights

This information is subject to change without notice.
© Keysight Technologies, 2017
Published in USA, December 1, 2017
5992-0902EN
www.keysight.com