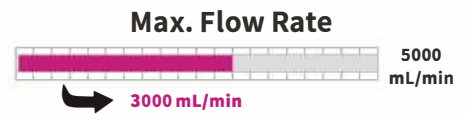


# Intelligent Peristaltic Pump

## L100-1F, L300-1F, L600-1F



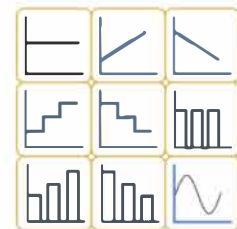
	L100-1F	L300-1F	L600-1F
Speed	0.1-100rpm, CW/CCW	0.1-300rpm, CW/CCW	0.1-600rpm, CW/CCW
Speed resolution	0.1rpm	0.1rpm resolution when speed <100rpm, 1rpm resolution when speed ≥100rpm	
Flow rate	0.15uL/min-500ml/min	0.15uL/min-1500mL/min	0.15uL/min-3000mL/min
Dispensing volume	0.1mL-9999L (accuracy of ±2% with calibration)		
Calibration	Improve the flow rate and dispensing volume accuracy.		
Display	7Inch 1024×600 color LCD		
Language	Chinese or English, set as needed		
Control mode	Touch screen control, footswitch control, external signal control and communication control		
Work mode	Programming		
Programming function	Running control module: constant, ramp up/down, stepped up/down, sine, constant dispensing, incremental/decremental dispensing. Logic control module: direction, delay, event trigger, status output, pause, jump, loop, stop. Configure multi-step program with multiple modules for complex application		
External control	Start/stop control, direction control: logic level signal or switch signal (dry contact) Speed control: 0-5V, 0-10V, 4-20mA or 0-10kHz with uniform interface, max speed can be set.		
Communication control	USB or RS485(RJ11) interface, Modbus protocol, multiple baud rate (1200/2400/4800/9600/19200/38400bps)		
Status output	Output logic level signals to indicate pump running status, direction status, and other custom status.		
Parameter method function	7 parameter methods can be stored and easily recalled, 1 external control method is preset		
Scheduled start	The delay start time can be set, and the pump will start running at desired time.		
Back suction	Antidrip through setting back suction angle and delay time for high dispensing accuracy		
Dispensing volume setting range	0.001uL-9999L		
Dispensing time and Interval time	0.5s-9000s		
Dispensing cycle	1-999999(0 for unlimited)		
Time in fluid transferring modules	1s-9000s (0s for continuous transfer without time limit)		
Delay time setting range	0.5s-9000s		
Prime	Fast filling and emptying at full speed		
EMC	Comply with EN 61326-1:2013		
Dimension (L×W×H)	180mm×294mm×235(mm)		
Power supply	L100-1F-A/L300-1F-A: AC220V±20%, 50Hz/60Hz L100-1F-B/L300-1F-B: AC110V±20%, 50Hz/60Hz		AC100V-240V, 50Hz/60Hz
Condition	temperature: 0°C-40°C relative humidity: <80%		
IP rating	IP31		
Weight	5.0kg		



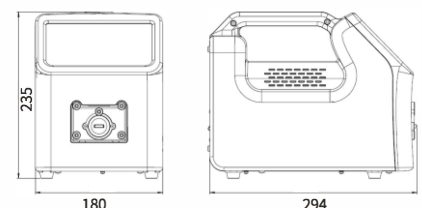
- 7 inch color display, full touch screen and intuitive graphic interface, provide easy-to-use operations
- Customize parameters by programming, and the parameter methods can be stored and easily recalled
- Multiple function modules and intelligent algorithms are designed for a wide variety of applications, including routine and multi-step complex applications
- Pump can be controlled through touch screen, foot switch, analog signal and communication commands, combined with a variety of interfaces (USB, RJ11, DB9 etc.) for easy system connection



Parameter Program Configuration



Running Control Module



Upgrade the pump software through PC

PERISTALTIC PUMP

Pump Head	Tubing	Max Flow Rate Reference (mL/min)			Weight(kg)
		L100-1F	L300-1F	L600-1F	
YZ1515x, YZ1115	13", 14", 19", 16", 25", 17", 18"	380	1100	2200	5.4
YZ2515x	15", 24"	266	800	1600	5.4
YZ1125	15", 24", 35", 36"	500	1500	3000	5.4
FG15-13	13", 14", 19", 16", 25", 17", 18"	430	1200	2400	5.3
FG25-13	15", 24"	270	1100	2200	5.3
DMD15-13-B	2×13", 2×14", 2×19", 2×16", 2×25"	375	1035	2070	5.4
BZ15-13-A	14"	22	75	150	5.3
BZ15-13-B	16"	80	230	460	5.3
BZ15-13-C	25"	150	480	960	5.3
BZ15-13-D	17"	270	800	1600	5.3
BZ25-13-B	24"	250	800	1600	5.3
DG15-24	16", 25", 17"	300(Single Channel)	900(Single Channel)	1800(Single Channel)	5.8
DG15-28	13", 14", ID≤3.17mm, Wall thickness: 0.8-1mm	75(Single Channe, speed≤100rpm)			5.7
DG-(1,2,4,6,8)6rollers	ID≤3.17mm, Wall thickness: 0.8-1mm	48(Single Channe, speed≤100rpm)			5.2-5.6
DG-(1,2,4)10rollers	ID≤3.17mm, Wall thickness: 0.8-1mm	32(Single Channe, speed≤100rpm)			5.2-5.4