



SpectraMax *i* Series

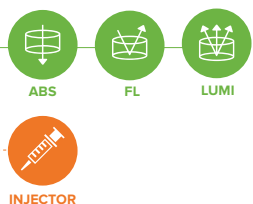
Multi-Mode Microplate Readers



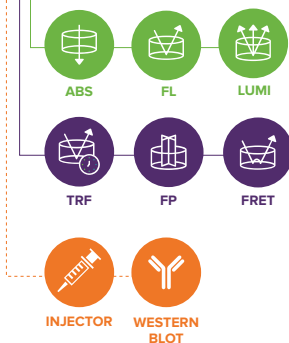
The SpectraMax® i Series Multi-Mode Mode Microplate Readers offer the ideal solution for any application or budget. Whether you are looking for an intuitive, easy-to-use reader for your busy, multi-user lab, or an upgradeable system that can adapt to support your lab's new projects and changing objectives, the i Series has you covered.

Which one will you choose?

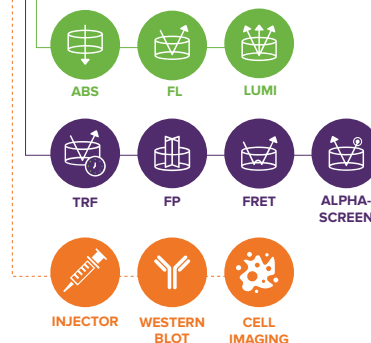
SpectraMax® iD3



SpectraMax® iD5



SpectraMax® i3x



SoftMax® Pro Software

Designed to provide the simplicity, power, and flexibility required for advanced data analysis, the software offers over 160 ready-to-run protocols, powerful data analysis options, and a range of data output options.

- All of our readers come with the industry leading SoftMax Pro Software – the most published microplate reader control and data analysis software.
- For customers working in regulated environments, we also offer comprehensive GxP solutions to help you assure data integrity and compliance.

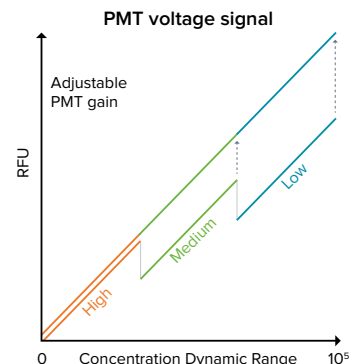
The right SpectraMax i Series reader for your research

With over 30 years designing and manufacturing microplate readers, we are constantly striving to improve and refine our instruments. The SpectraMax i Series readers have a number of unique features that allow scientists to get more reliable results faster than ever before, allowing them to overcome frequently encountered challenges in the lab.

Auto PMT

Challenge: A standard Photomultiplier Tube (PMT) or detector limits the dynamic range of your instrument. Because a PMT needs to be set to a specified gain to reach a specific sensitivity, signals that are below or above that gain will not be measured properly, limiting the flexibility of your assays.

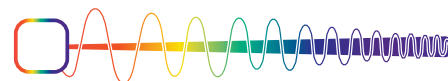
The Solution: The full dynamic range of the PMT will be used to measure the lowest and highest possible concentration in the same run. This will save you from diluting samples or reading your plate over and over again.



Spectral Fusion*

Challenge: The Xenon flash lamp is a great light source to measure all wavelengths. However, the intensity of the light is reduced in the range of 430–680nm.

The Solution: Spectral Fusion compensates this by adding specific LEDs to increase the light intensity and therefore sensitivity of your assay. Because LED light intensity can be regulated, we can set our detector to the highest sensitivity to ensure both your lowest and highest concentration samples can be detected in one run, without the chance of saturation.



Spectral Optimization Wizard

Challenge: Using standard fluorescence optimization can take hours or days to determine the best wavelengths to use for excitation and emission. This typically has to be done for every experiment, as the optimal wavelengths vary with the chemical environment and instrument design, among other factors.

The Solution: The Spectral Optimization Wizard saves you time by automatically finding the optimal wavelengths with the highest signal-to-noise ratio by scanning every possible excitation and emission wavelength combination.

NFC Personalization**

Challenge: A single machine may be shared between multiple users in a lab, each with their own applications and protocols. This can mean time wasted spent setting up the machine anew for each user, as well as the possibility of confusion or insecure data.

The Solution: Built in near-field communication (NFC) technology means each user can be given a tag which can bring up their own custom protocols and results with a single tap, saving time and reducing the chance of user-error.



*On the SpectraMax i3x reader only.
**On the SpectraMax iD3/iD5 readers only
All graphs are for illustrative purposes only.

For customers working in regulated environments, we also offer comprehensive GxP solutions to help you assure data integrity and compliance.

Whether you're performing routine assays or looking to expand your research capabilities, we've got a solution for you. Not sure where your research will take you? No problem! The SpectraMax i3x's user-upgradeable application modules will future-proof your research to include most assay capabilities of the SpectraMax iD3 and iD5 readers, as well as additional capabilities such as imaging.

	SpectraMax iD3 Multi-Mode Microplate Reader	SpectraMax iD5 Multi-Mode Microplate Reader	SpectraMax i3x Multi-Mode Microplate Reader with MiniMax™ 300 Imaging Cytometer
UV/Vis Absorbance DNA/RNA/protein quantification, ELISA (HRP, TMB, AP, etc.)	•	•	•
Fluorescence EarlyTox™ Live Cell (viability), Tryptophan detection, CyQUANT, Pico/Ribo/Oli Green, NanoOrange, Calcium assays/Cardiomyocyte beating, Fluorescence injector assays	•	•	•
Luminescence Cell Titer-Glo (cell viability), Dual-LUC reporter assay, MycoAlert, ROS-Glo H ₂ O ₂ assay, Flash injector assay, NanoBRET/BRET*	•	•	•
Fluorescence assays requiring specific filters (NIR)		•	•
Fluorescence Polarization (FP) IMAP kinase assays		•	•
TRF DELFI		•	•
TR-FRET HTRF, Cytokine measurement, LanthaScreen, LANCE		•	•
Western blot detection		•	•
AlphaScreen			•
Cell imaging* StainFree™ analysis, Spheroid analysis, Cytotoxicity, Marker expression			•
Absorbance injector assays	•	•	
Stand alone touchscreen operation	•	•	
NFC personalization	•	•	
Temp up to 66°C	•	•	
Bottom read luminescence		•	
Hybrid filter and monochromator Ex/Em		•	
1536 well plates with cartridges			•
User-upgradeable for additional read modes and capabilities			•

*with optional MiniMax 300 Imaging Cytometer

Contact Us

Phone: +1.800.635.5577
 Web: www.moleculardevices.com
 Email: info@moldev.com

Check our website for a current listing of worldwide distributors.

Regional Offices

USA and Canada	+1.800.635.5577	China (Beijing)	+86.10.6410.8669	Japan	+81.3.6362.9109
United Kingdom	+44.118.944.8000	China (Shanghai)	+86.21.3372.1088	South Korea	+82.2.3471.9531
Europe*	00800.665.32860	Hong Kong	+852.3971.3530		

*Austria, Belgium, Denmark, Finland, France, Germany, Ireland, Netherlands, Spain, Sweden and Switzerland